



DAVINCI
INTERIORS

THE DESIGN
process

THE CONSULTATION

1



Define your goals + design vision

2



Gather your ideas + information on scope, budget + timeline

3



Walk through your space

4



Take photos + notes

CREATE WITH DAVINCI

1




Design Plan

2



Budget Strategy

3



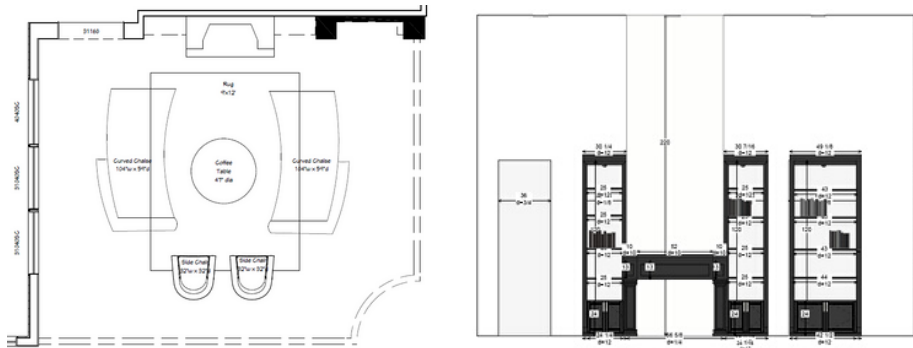
Curate
Samples + Selections

4



Project Management

DELIVERABLES



Floorplans & Elevations



Design Concept Boards



Mood Boards with Specific Selections + Pricing Information



3D Renderings (if requested)

IMPLEMENTATION

Remodel + New Build Projects

1



Construction Handoff Package
for GC to Implement

2



Procurement of
Remodel/Building Materials

3



Review Game Plan for Success with Client +
Contractors/Trades

4



Ongoing Coordination of Contractors/Trades +
Site Visits

IMPLEMENTATION

Furniture + Décor Projects



Procurement of Furniture/Decor

(Placing Orders, Managing
Shipping/Deliveries/Inspections/Installations,
Resolving Issues)



Styling to Perfection! (if requested)

PROJECT CLOSURE




We take care of any
outstanding items

So you can enjoy your space for years to come!

BEFORE + AFTER



Rendering



Before



After

