

DAVINCI
INTERIORS

THE DESIGN
process

THE CONSULTATION

1



Define your goals + design vision

2



Gather your ideas and do a deep dive on scope, timeline + target investment amount

3



Walk through your space

4



Take photos + notes

CREATE WITH DAVINCI

1




Design Plan

2



Budget/Investment Strategy

3



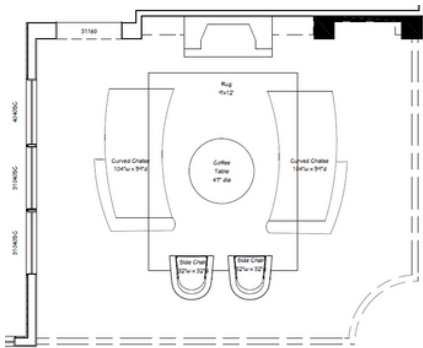
Curate
Samples + Selections

4



Project Coordination

DELIVERABLES




Floorplans + Elevations



Design Concept Boards



Selection Boards + Pricing Information



3D Renderings (if requested)

IMPLEMENTATION

Remodel + New Build

1



Construction Handoff Package
for GC to Implement

2



Procurement of
Building Materials

3



Review Game Plan for Success with
Contractors/Trades

4



Check-in Site Visits + Answering Design
Questions from Contractors/Trades

IMPLEMENTATION

Furniture + Decor



Procurement of Furniture + Decor

Managing: Orders, Vendor Follow-up,
Shipping, Receiving, Inspections, Storage,
Issue Resolutions, and Full White Glove
Delivery + Installation

Styling to Perfection! (if requested)

PROJECT CLOSURE




We take care of any
outstanding items

So you can enjoy your space for years to come!

BEFORE + AFTER



Rendering



Before



After

